

Pipe Fittings




- 1/16 to 1 in. sizes
- NPT, ISO/BSP, and SAE threads
- 316 stainless steel, carbon steel, brass, 6-Moly, Alloy 625, Alloy 825, and Alloy 2507

Contents

Nipples Page 5



Crosses Page 21



Adapters, Adapter Gaskets, Gauge Adapter, Reducing Adapters Page 8



Union Ball Joints Page 21



Reducing Bushings, Reducers Page 14




Pipe Caps Page 22



Couplings Page 15



Pipe Plugs Page 22



Elbows Page 17




Hollow Hex Plugs Page 22



Tees Page 19



Hex Head Plugs Page 23



Pipe Thread Sealants

Always use a pipe thread sealant when assembling tapered threads. SWAK™ anaerobic pipe thread sealant, PTFE-FREE pipe thread sealant, and Swagelok® PTFE Tape are available.

Refer to *Leak Detectors, Lubricants, and Sealants* catalog, [MS-01-91](#), for additional information.



Ordering Information

Add a material designator to the basic ordering number.

Example: **SS-2-CN**

Material	Designator
316 stainless steel	SS
Carbon steel	S
Brass	B
6-Moly	6Mo
Alloy 625	625
Alloy 825	825
Alloy 2507	2507

- Heavy-wall fittings are available only in 316 stainless steel. The basic ordering numbers for these fittings include the material designator.
- Minimum order quantities may apply to certain materials and configurations.
- Contact your authorized Swagelok sales and service representative for information about additional sizes and special alloys.

Materials

Material Standards

Material [®]	Bar Stock ^①	Forgings ^②
316 stainless steel	ASTM A276, ASME SA479, EN 1.4401	ASTM A182, ASME SA182, EN 1.4401
Carbon steel	ASTM A108	—
Brass	ASME B16, ASTM B453	ASTM B283
6-Moly	ASTM A479	ASTM A182
Alloy 625	ASTM B446 ^③	ASTM B564, ASME SB564 ^④
Alloy 825	ASTM B425	ASTM B564, ASME SB564
Alloy 2507 ^⑤	ASTM A479	ASTM A182

- ① Straight fittings and tube adapters.
- ② Elbows, crosses, and tees.
- ③ All straight fittings and tube adapters and 1/4 and 3/8 in.; 6 and 10 mm elbows, crosses, and tees.
- ④ Elbows, crosses, and tees larger than 3/8 in. and 10 mm.
- ⑤ Refer to *Gaugeable Alloy 2507 Super Duplex Tube Fittings* catalog, [MS-01-174](#).
- ⑥ Refer to *Gaugeable Tube Fittings and Adapter Fittings* catalog, [MS-01-140](#) or contact your authorized Swagelok representative for materials not listed.

Plating and Coating

To resist corrosion, all carbon steel fittings are treated with an electrodeposited zinc plating.

Dimensions

- Dimensions are for reference only and are subject to change.
- E dimensions refer to the minimum opening.

Cleaning

Components are cleaned to remove oil, grease, and loose particles. Refer to *Standard Cleaning and Packaging (SC-10)* catalog, [MS-06-62](#), for additional information.

Temperature Ratings

System temperatures may be limited by the thread sealant or, when applicable, the gasket or O-ring material.

Fitting Materials

Material	Maximum Temperature °F (°C)
316 stainless steel	1000 (537)
Carbon steel	375 (190)
Brass	400 (204)
6-Moly	600 (315)
Alloy 625	1000 (537)
Alloy 825	800 (426)
Alloy 2507	482 (250)

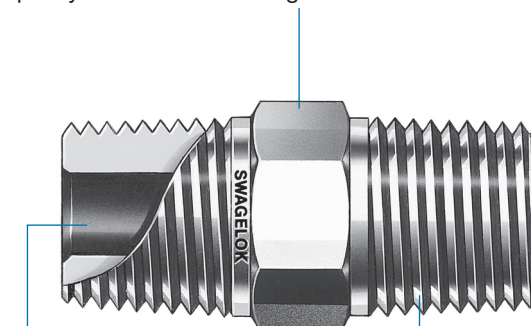
Gasket, O-Ring Materials

Component	Material	Maximum Temperature °F (°C)	Minimum Temperature °F (°C)
RS gaskets	Buna N	230 (110)	-13 (-25)
	Fluorocarbon FKM	400 (204)	5 (-15)
RG, RP gaskets	Copper	400 (204)	-325 (-198)
SAE O-rings	Fluorocarbon FKM	400 (204)	5 (-15)

Features

- All fittings have a high-quality appearance.
- Every fitting is marked with manufacturer's name for easy source tracing.
- Male threads are capped for protection.

Straight fittings are manufactured from quality bar stock for strength.

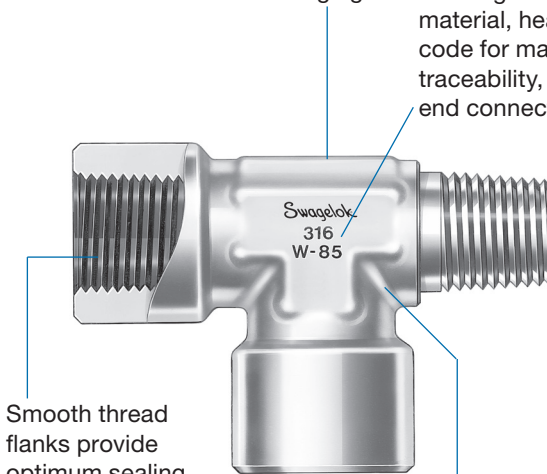


Burr-free internal surfaces.

NPT threads are based on requirements of ASME B1.20.1 and SAE AS71051.

Shaped fittings are manufactured from forgings.

Marking identifies material, heat code for material traceability, and ISO end connection.



Smooth thread flanks provide optimum sealing and minimize galling.

Angles on elbows, tees, and crosses are rigidly controlled for accurate piping layout.

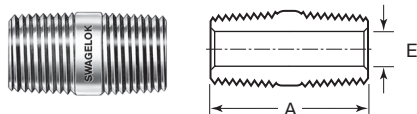
Pressure Rating Basis and Thread Specifications

Thread Type (End Connection)	Pressure Rating Basis	Thread Type	Reference Specification
NPT	ASME B31.3, Process Piping or pressure testing with a 4:1 design factor based on hydraulic fluid leakage.	NPT	ASME B1.20.1, SAE AS71051
ISO/BSP (tapered) (Swagelok RT fittings)	ASME B31.3, Process Piping or pressure testing with a 4:1 design factor based on hydraulic fluid leakage.	ISO/BSP (tapered) Swagelok RT fittings	ISO 7, BS EN 10226-1, JIS B0203
ISO/BSP (parallel) (Swagelok RS fittings)	ISO 1179-3, ISO 228-1 Threads with Light-Duty Stud Ends with Sealing by O-ring with Retaining Ring (types G and H) or pressure testing with a 4:1 design factor based on hydraulic fluid leakage.	ISO/BSP (parallel) Swagelok RP and RS fittings	ISO 228, JIS B0202
ISO/BSP (parallel) (Swagelok RP fittings)	ISO 1179-4, ISO 228-1 Threads with Stud Ends for general use only with metal-to-metal sealing (type B) or pressure testing with a 4:1 design factor based on hydraulic fluid leakage.	ISO/BSP (parallel) Swagelok RP and RS fittings	ISO 228, JIS B0202
ISO/BSP (gauge) (Based on EN 837-1 and 837-3) (Swagelok RG and RJ fittings)	ASME B31.3, Process Piping or pressure testing with a 4:1 design factor based on hydraulic fluid leakage.	ISO/BSP (parallel) Swagelok RG and RJ fittings	ISO 228, JIS B0202
SAE-Light Duty (Swagelok ST fittings)	SAE J1926/3, Connections for General Use and Fluid Power-Ports and Stud Ends with ASME B1.1 Threads and O-ring Sealing-Part 3: Light-Duty (L-Series) Stud Ends or pressure testing with a 4:1 design factor based on hydraulic fluid leakage.	Unified Inch Screw Threads Swagelok ST fittings	ASME B1.1
SAE-Heavy Duty (Swagelok STH fittings)	SAE J1926/2, Connections for General Use and Fluid Power-Ports and Stud Ends with ASME B1.1 Threads and O-ring Sealing-Part 2: Heavy-Duty (S-Series) or pressure testing with a 4:1 design factor based on hydraulic fluid leakage.	Unified Inch Screw Threads Swagelok ST fittings	ASME B1.1
Swagelok AN fittings	SAE J514, Hydraulic Tube Fittings or pressure testing with a 4:1 design factor based on hydraulic fluid leakage.	Unified Inch Screw Threads Swagelok AN fittings	ASME B1.1 UNJ, SAE AS 8879

Ratings are based on ASME Code for Pressure Piping B31.3, Process Piping, at ambient temperature.

- To determine pressure ratings in accordance with B31.1, Power Piping:
 - Carbon steel material—multiply by 0.85.
 All other material ratings remain the same.

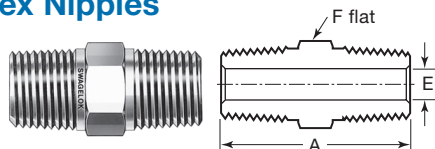
Close Nipples



Male NPT

NPT Size in.	Basic Ordering Number	Dimensions, in. (mm)		Pressure Ratings, psig (bar)				
		A	E	316 SS, Carbon Steel	Brass	Alloy 2507, Alloy 625	6-Moly	Alloy 825
1/8	-2-CN	0.75 (19.1)	0.19 (4.8)	10 000 (689)	5 000 (344)	15 000 (1 033)	13 500 (930)	11 600 (799)
1/4	-4-CN	1.12 (28.4)	0.28 (7.1)	8 000 (551)	4 000 (275)	15 000 (1 033)	10 800 (744)	9 300 (640)
3/8	-6-CN	1.12 (28.4)	0.38 (9.6)	7 800 (537)	3 900 (268)	15 000 (1 033)	10 500 (723)	9 000 (620)
1/2	-8-CN	1.50 (38.1)	0.47 (11.9)	7 700 (530)	3 800 (261)	14 800 (1 019)	10 400 (716)	8 900 (613)
3/4	-12-CN	1.50 (38.1)	0.62 (15.7)	7 300 (502)	3 600 (248)	10 000 (689)	9 800 (675)	8 500 (585)
1	-16-CN	1.88 (47.8)	0.88 (22.4)	5 300 (365)	2 600 (179)	10 000 (689)	7 100 (489)	6 100 (420)

Hex Nipples



Male NPT

NPT Size in.	Basic Ordering Number	Dimensions, in. (mm)			Pressure Ratings, psig (bar)				
		A	E	F	316 SS, Carbon Steel	Brass	Alloy 2507, Alloy 625	6-Moly	Alloy 825
1/16	-1-HN	1.01 (25.6)	0.12 (3.0)	5/16	11 000 (757)	5 500 (378)	15 000 (1 033)	14 900 (1 026)	12 800 (881)
1/8	-2-HN	1.01 (25.6)	0.19 (4.8)	7/16	10 000 (689)	5 000 (344)	15 000 (1 033)	13 500 (930)	11 600 (799)
1/4	-4-HN	1.40 (35.6)	0.28 (7.1)	9/16	8 000 (551)	4 000 (275)	15 000 (1 033)	10 800 (744)	9 300 (640)
3/8	-6-HN	1.43 (36.3)	0.38 (9.6)	11/16	7 800 (537)	3 900 (268)	15 000 (1 033)	10 500 (723)	9 000 (620)
1/2	-8-HN	1.84 (46.7)	0.47 (11.9)	7/8	7 700 (530)	3 800 (261)	14 800 (1 019)	10 400 (716)	8 900 (613)
3/4	-12-HN	1.84 (46.7)	0.62 (15.7)	1 1/16	7 300 (502)	3 600 (248)	10 000 (689)	9 800 (675)	8 500 (585)
1	-16-HN	2.32 (58.9)	0.88 (22.4)	1 3/8	5 300 (365)	2 600 (179)	10 000 (689)	7 100 (489)	6 100 (420)
Heavy-Wall Male NPT									
1/4	SS-4-HN-10K	1.40 (35.6)	0.23 (5.8)	9/16	10 000 (689)	—	—	—	—
1/2	SS-8-HN-10K	1.84 (46.7)	0.39 (9.9)	7/8	10 000 (689)	—	—	—	—

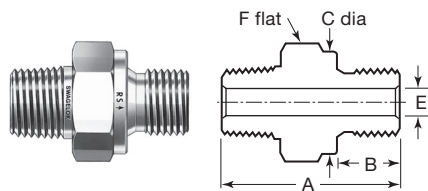
Male ISO Tapered Thread (RT)

ISO Thread Size in.	Basic Ordering Number	Dimensions, in. (mm)			Pressure Ratings, psig (bar)				
		A	E	F	316 SS, Carbon Steel	Brass	Alloy 2507, Alloy 625	6-Moly	Alloy 825
1/8	-2-HN-RT	1.01 (25.6)	0.19 (4.8)	7/16	10 000 (689)	5 000 (344)	15 000 (1 034)	13 500 (930)	11 600 (800)
1/4	-4-HN-RT	1.40 (35.6)	0.28 (7.1)	9/16	8 000 (551)	4 000 (275)	15 000 (1 034)	10 800 (740)	9 300 (640)
3/8	-6-HN-RT	1.43 (36.3)	0.38 (9.6)	11/16	7 800 (537)	3 900 (268)	15 000 (1 034)	10 500 (720)	9 000 (620)
1/2	-8-HN-RT	1.84 (46.7)	0.47 (11.9)	7/8	7 700 (530)	3 800 (265)	14 800 (1 025)	10 400 (710)	8 900 (610)

Hex Nipples

Male NPT to Male ISO Tapered Thread (RT)

NPT Size in.	ISO Thread Size in.	Basic Ordering Number	Dimensions in. (mm)			Pressure Ratings, psig (bar)				
			A	E	F	316 SS, Carbon Steel	Brass	Alloy 2507, Alloy 625	6-Moly	Alloy 825
1/8	1/8	-2-HN-2RT	1.01 (25.6)	0.19 (4.8)	7/16	10 000 (689)	5 000 (344)	15 000 (1 033)	13 500 (930)	11 600 (799)
1/4	1/4	-4-HN-4RT	1.40 (35.6)	0.28 (7.1)	9/16	8 000 (551)	4 000 (275)	15 000 (1 033)	10 800 (744)	9 300 (640)
3/8	3/8	-6-HN-6RT	1.43 (36.3)	0.38 (9.6)	11/16	7 800 (537)	3 900 (268)	15 000 (1 033)	10 500 (723)	9 000 (620)
1/2	1/2	-8-HN-8RT	1.84 (46.7)	0.47 (11.9)	7/8	7 700 (530)	3 800 (261)	14 800 (1 019)	10 400 (716)	8 900 (613)
3/4	3/4	-12-HN-12RT	1.84 (46.7)	0.62 (15.7)	1 1/16	7 300 (502)	3 600 (248)	10 000 (689)	9 800 (675)	8 500 (585)
1	1	-16-HN-16RT	2.32 (58.9)	0.88 (22.4)	1 3/8	5 300 (365)	2 600 (179)	10 000 (689)	7 100 (489)	6 100 (420)



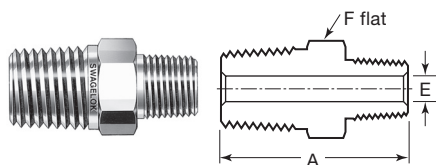
Male NPT to Male ISO Parallel Thread (RS)

NPT Size in.	ISO Thread Size in.	Basic Ordering Number	Dimensions in. (mm)					Pressure Ratings, psig (bar)				
			A	B	C	E ^①	F	316 SS, Carbon Steel	Brass	Alloy 2507, Alloy 625	6-Moly	Alloy 825
1/8	1/8	-2-HN-2RS	1.09 (27.7)	0.32 (8.1)	0.54 (13.7)	0.16 (4.1)	9/16	5800 (400)	2900 (200)	5800 (400)	5800 (400)	5800 (400)
1/4	1/4	-4-HN-4RS	1.45 (36.8)	0.47 (11.9)	0.70 (17.8)	0.23 (5.8)	3/4	5800 (400)	2900 (200)	5800 (400)	5800 (400)	5800 (400)
3/8	3/8	-6-HN-6RS	1.48 (37.6)	0.47 (11.9)	0.86 (21.8)	0.31 (7.9)	7/8	5800 (400)	2900 (200)	5800 (400)	5800 (400)	5800 (400)
1/2	1/2	-8-HN-8RS	1.75 (44.4)	0.55 (14.0)	1.02 (25.9)	0.47 (11.9)	1 1/16	4700 (324)	2350 (162)	4640 (320)	4640 (320)	4640 (320)
3/4	3/4	-12-HN-12RS	1.93 (49.0)	0.63 (16.0)	1.25 (31.8)	0.62 (15.7)	1 5/16	3620 (250)	1810 (125)	3620 (250)	3620 (250)	3620 (250)
1	1	-16-HN-16RS	2.23 (56.6)	0.71 (18.0)	1.53 (38.9)	0.78 (19.8)	1 5/8	3620 (250)	1810 (125)	3620 (250)	3620 (250)	3620 (250)

For gasket information, see page 12.

① The E dimension is the minimum nominal opening. These fittings may have a larger opening at one end.

Hex Reducing Nipples



Male NPT

NPT Size in.	Basic Ordering Number	Dimensions, in. (mm)			Pressure Ratings, psig (bar)				
		A	E ^①	F	316 SS, Carbon Steel	Brass	Alloy 2507, Alloy 625	6-Moly	Alloy 825
1/8 to 1/16	-2-HRN-1	1.01 (25.6)	0.12 (3.0)	7/16	11 000 (757)	5 500 (378)	15 000 (1 033)	14 900 (1 026)	12 800 (881)
1/4 to 1/8	-4-HRN-2	1.22 (31.0)	0.19 (4.8)	9/16	10 000 (689)	5 000 (344)	15 000 (1 033)	13 500 (930)	11 600 (799)
3/8 to 1/8	-6-HRN-2	1.25 (31.8)	0.19 (4.8)	11/16	10 000 (689)	5 000 (344)	15 000 (1 033)	13 500 (930)	11 600 (799)
3/8 to 1/4	-6-HRN-4	1.43 (36.3)	0.28 (7.1)	11/16	8 000 (551)	4 000 (275)	15 000 (1 033)	10 800 (744)	9 300 (640)
1/2 to 1/8	-8-HRN-2	1.47 (37.3)	0.19 (4.8)	7/8	7 700 (530)	3 800 (261)	14 800 (1 019)	10 400 (716)	8 900 (613)
1/2 to 1/4	-8-HRN-4	1.65 (41.9)	0.28 (7.1)	7/8	8 000 (551)	4 000 (275)	15 000 (1 033)	10 800 (744)	9 300 (640)
1/2 to 3/8	-8-HRN-6	1.65 (41.9)	0.38 (9.6)	7/8	7 800 (537)	3 900 (268)	15 000 (1 033)	10 500 (723)	9 000 (620)
3/4 to 1/4	-12-HRN-4	1.65 (41.9)	0.28 (7.1)	1 1/16	8 000 (551)	4 000 (275)	10 000 (689)	10 000 (689)	9 300 (640)
3/4 to 1/2	-12-HRN-8	1.84 (46.7)	0.47 (11.9)	1 1/16	7 700 (530)	3 800 (261)	10 000 (689)	10 000 (689)	8 900 (613)
1 to 1/4	-16-HRN-4	1.94 (49.3)	0.28 (7.1)	1 3/8	5 300 (365)	2 600 (179)	10 000 (689)	7 100 (489)	6 100 (420)
1 to 1/2	-16-HRN-8	2.13 (54.1)	0.47 (11.9)	1 3/8	7 700 (530)	3 800 (261)	10 000 (689)	10 000 (689)	8 900 (613)
1 to 3/4	-16-HRN-12	2.13 (54.1)	0.62 (15.7)	1 3/8	7 300 (502)	3 600 (248)	10 000 (689)	9 800 (675)	8 500 (585)
Heavy-Wall Male NPT									
1/2 to 1/4	SS-8-HRN-4-10K	1.65 (41.9)	0.23 (5.8)	7/8	10 000 (689)	—	—	—	—

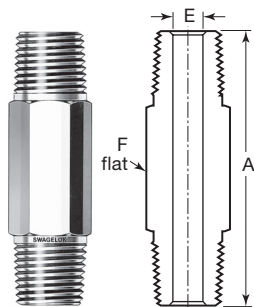
① The E dimension is the minimum nominal opening. These fittings may have a larger opening at the larger end.

Male ISO Tapered Thread (RT)

ISO Thread Size in.	Basic Ordering Number	Dimensions in. (mm)			Pressure Ratings, psig (bar)				
		A	E ^①	F	316 SS, Carbon Steel	Brass	Alloy 2507, Alloy 625	6-Moly	Alloy 825
3/8 to 1/4	-6-HRNT-4RT	1.43 (36.3)	0.28 (7.1)	11/16	7 800 (537)	3 900 (268)	15 000 (1 033)	10 500 (723)	9 000 (620)
1/2 to 1/8	-8-HRNT-2RT	1.47 (37.3)	0.19 (4.8)	7/8	7 700 (530)	3 800 (261)	14 800 (1 019)	10 400 (716)	8 900 (613)
1/2 to 3/8	-8-HRNT-6RT	1.65 (41.9)	0.38 (9.6)	7/8	7 800 (537)	3 900 (268)	15 000 (1 033)	10 500 (723)	9 000 (620)

① The E dimension is the minimum nominal opening. These fittings may have a larger opening at the larger end.

Hex Long Nipples



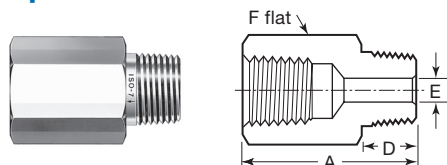
Male NPT

NPT Size in.	A (Available Lengths) in.						Basic Ordering Number	Dimensions in. (mm)		Pressure Ratings, psig (bar)				
	1.50	2.00	2.50	3.00	4.00	6.00		E	F	316 SS, Carbon Steel	Brass	Alloy 2507, Alloy 625	6-Moly	Alloy 825
1/8	✓	✓	✓	✓	—	—	-2-HLN-	0.19 (4.8)	7/16	10 000 (689)	5 000 (344)	15 000 (1 033)	13 500 (930)	11 600 (799)
1/4	✓	✓	✓	✓	✓	—	-4-HLN-	0.28 (7.1)	9/16	8 000 (551)	4 000 (275)	15 000 (1 033)	10 800 (744)	9 300 (640)
3/8	✓	✓	✓	✓	✓	—	-6-HLN-	0.38 (9.6)	11/16	7 800 (537)	3 900 (268)	15 000 (1 033)	10 500 (723)	9 000 (620)
1/2	—	✓	✓	✓	✓	✓	-8-HLN-	0.47 (11.9)	7/8	7 700 (530)	3 800 (261)	14 800 (1 019)	10 400 (716)	8 900 (613)
3/4	—	✓	—	✓	✓	—	-12-HLN-	0.62 (15.7)	1 1/16	7 300 (502)	3 600 (248)	10 000 (689)	9 800 (675)	8 500 (585)
1	—	—	—	✓	✓	—	-16-HLN-	0.88 (22.4)	1 3/8	5 300 (365)	2 600 (179)	10 000 (689)	7 100 (489)	6 100 (420)

To order, insert the material designator as a prefix and the available length as a suffix to the basic ordering number.

Example: **SS-2-HLN-1.50**

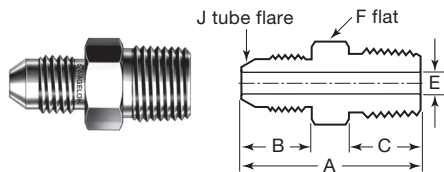
Adapters



Female ISO Tapered Thread to Male NPT

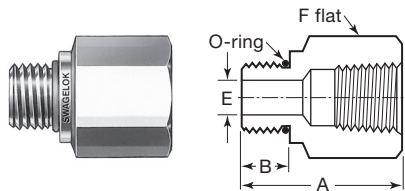
ISO Thread Size in.	NPT Size in.	Basic Ordering Number	Dimensions in. (mm)				Pressure Ratings, psig (bar)				
			A	D	E	F	316 SS, Carbon Steel	Brass	Alloy 2507, Alloy 625	6-Moly	Alloy 825
1/4	1/4	-4-AT-4	1.43 (36.3)	0.56 (14.2)	0.28 (7.1)	3/4	6 600 (454)	3 300 (227)	12 700 (875)	8 900 (613)	7 600 (523)
3/8	3/8	-6-AT-6	1.51 (38.4)	0.56 (14.2)	0.38 (9.6)	7/8	5 300 (365)	2 600 (179)	10 200 (702)	7 100 (489)	6 100 (420)
1/2	1/2	-8-AT-8	1.96 (49.8)	0.75 (19.1)	0.47 (11.9)	1 1/16	4 900 (337)	2 400 (165)	9 400 (647)	6 600 (454)	5 700 (392)

Adapters



Male JIC (AN) to Male NPT

JIC Thread Size in.	NPT Size in.	Basic Ordering Number	Dimensions in. (mm)						Pressure Ratings, psig (bar)					
			A	B	C	E	F	J	316 SS	Carbon Steel	Brass	Alloy 2507, Alloy 625	6-Moly	Alloy 825
7/16-20	1/4	-4-AN-1-4	1.40 (35.6)	0.55 (13.0)	0.56 (14.2)	0.17 (4.3)	9/16	1/4	8000 (551)	5000 (344)	4000 (275)	8000 (551)	8000 (551)	8000 (551)
9/16-18	1/4	-6-AN-1-4	1.43 (36.3)	0.56 (14.2)	0.56 (14.2)	0.28 (7.1)	5/8	3/8	8000 (551)	5000 (344)	4000 (275)	8000 (551)	8000 (551)	8000 (551)
	3/8	-6-AN-1-6	1.43 (36.3)	0.56 (14.2)	0.56 (14.2)	0.30 (7.6)	11/16	3/8	7800 (537)	5000 (344)	3900 (268)	7800 (537)	7800 (537)	7800 (537)
3/4-16	1/2	-8-AN-1-8	1.75 (44.4)	0.66 (16.8)	0.75 (19.0)	0.39 (9.9)	7/8	1/2	7700 (530)	4500 (310)	3850 (265)	7700 (530)	7700 (530)	7700 (530)
1 1/16-12	3/4	-12-AN-1-12	1.99 (50.5)	0.86 (21.8)	0.75 (19.0)	0.61 (15.5)	1 1/8	3/4	7000 (482)	3500 (240)	3500 (241)	7000 (482)	7000 (482)	7000 (482)
1 5/16-12	1	-16-AN-1-16	2.30 (58.4)	0.91 (23.1)	0.94 (23.9)	0.84 (21.3)	1 3/8	1	5000 (344)	3000 (210)	2500 (172)	5000 (344)	5000 (344)	5000 (344)

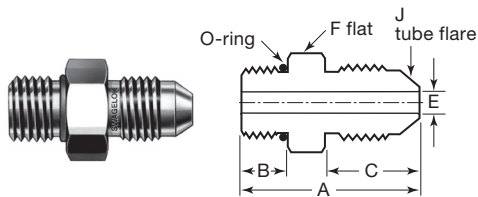


Male SAE/MS Straight Thread to Female NPT

SAE/MS Thread Size in.	NPT Size in.	Basic Ordering Number	Dimensions in. (mm)				Uniform O-Ring ^① Size	Pressure Ratings, psig (bar)				
			A	B	E	F		316 SS, Carbon Steel	Brass	Alloy 2507, Alloy 625	6-Moly	Alloy 825
7/16-20	1/4	-4-SAE-7-4	1.32 (33.5)	0.36 (9.1)	0.20 (5.1)	3/4	-904	5076 (350)	2538 (175)	5076 (350)	5076 (350)	5076 (350)
9/16-18	3/8	-6-SAE-7-6	1.36 (34.5)	0.39 (9.9)	0.28 (7.1)	15/16	-906	5076 (350)	2538 (175)	5076 (350)	5076 (350)	5076 (350)
3/4-16	1/2	-8-SAE-7-8	1.62 (41.1)	0.44 (11.2)	0.42 (10.7)	1 1/16	-908	4568 (315)	2277 (157)	4568 (315)	4568 (315)	4568 (315)
1 1/16-12	3/4	-12-SAE-7-12	1.82 (46.2)	0.59 (15.0)	0.66 (16.7)	1 3/8	-912	3625 (250)	1812 (125)	3625 (250)	3625 (250)	3625 (250)
1 5/16-12	1	-16-SAE-7-16	2.12 (53.8)	0.59 (15.0)	0.88 (22.4)	1 5/8	-916	3045 (210)	1522 (105)	3045 (210)	3045 (210)	3045 (210)

① O-ring material is 90 durometer fluorocarbon FKM.

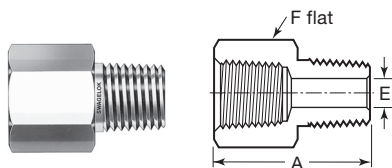
Adapters



Male SAE/MS Straight Thread to Male JIC (AN)

SAE/MS Thread Size in.	JIC Thread Size in.	Basic Ordering Number	Dimensions in. (mm)						Uniform O-Ring ^① Size	Pressure Ratings, psig (bar)				
			A	B	C	E	F	J		316 SS, Carbon Steel	Brass	Alloy 2507, Alloy 625	6-Moly	Alloy 825
7/16-20	7/16-20	-4-SAE-1-4AN	1.19 (30.2)	0.36 (9.1)	0.55 (14.0)	0.17 (4.3)	9/16	1/4	-904	5076 (350)	2538 (175)	5076 (350)	5076 (350)	5076 (350)
9/16-18	9/16-18	-6-SAE-1-6AN	1.26 (32.0)	0.39 (9.9)	0.56 (14.2)	0.28 (7.1)	11/16	3/8	-906	5076 (350)	2538 (175)	5076 (350)	5076 (350)	5076 (350)
3/4-16	3/4-16	-8-SAE-1-8AN	1.44 (36.6)	0.44 (11.2)	0.66 (16.8)	0.39 (9.9)	7/8	1/2	-908	4568 (315)	2284 (150)	4568 (315)	4568 (315)	4568 (315)
1 1/16-12	1 1/16-12	-12-SAE-1-12AN	1.87 (47.5)	0.59 (15.0)	0.86 (21.8)	0.61 (15.5)	1 1/4	3/4	-912	3625 (250)	1812 (120)	3625 (250)	3625 (250)	3625 (250)
1 5/16-12	1 5/16-12	-16-SAE-1-16AN	1.98 (50.3)	0.59 (15.0)	0.91 (23.1)	0.84 (21.3)	1 1/2	1	-916	3045 (210)	1522 (105)	3045 (210)	3045 (210)	3045 (210)

① O-ring material is 90 durometer fluorocarbon FKM.



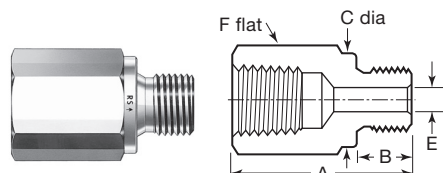
Female to Male NPT

NPT Size in.	Basic Ordering Number	Dimensions, in. (mm)			Pressure Ratings, psig (bar)					
		A	E	F	316 SS, Carbon Steel	Brass	Alloy 2507, Alloy 625	6-Moly	Alloy 825	
1/8	-2-A	1.10 (27.9)	0.19 (4.8)	9/16	6 500 (447)	3 200 (220)	12 500 (861)	8 800 (606)	7 500 (516)	
1/4	-4-A	1.40 (35.6)	0.28 (7.1)	3/4	6 600 (454)	3 300 (227)	12 700 (875)	8 900 (613)	7 600 (523)	
3/8	-6-A	1.51 (38.4)	0.38 (9.6)	7/8	5 300 (365)	2 600 (179)	10 200 (702)	7 100 (489)	6 100 (420)	
1/2	-8-A	1.94 (49.3)	0.47 (11.9)	1 1/16	4 900 (337)	2 400 (165)	9 400 (647)	6 600 (454)	5 700 (392)	
3/4	-12-A	2.02 (51.3)	0.62 (15.7)	1 5/16	4 600 (316)	2 300 (158)	8 900 (613)	6 200 (427)	5 300 (365)	
1	-16-A	2.28 (57.9)	0.88 (22.4)	1 5/8	4 400 (303)	2 200 (151)	8 500 (585)	5 900 (406)	5 100 (351)	
Heavy-Wall Female to Male NPT										
1/4	SS-4-A-10K	1.43 (36.3)	0.23 (5.8)	1	10 000 (689)	—	—	—	—	
1/2	SS-8-A-10K	2.02 (51.3)	0.39 (9.9)	1 1/2	10 000 (689)	—	—	—	—	

Adapters

Female to Male ISO Tapered Thread (RT)

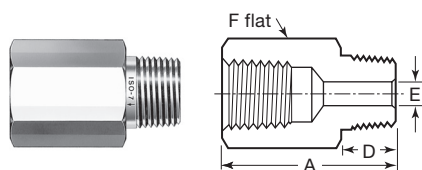
ISO Thread Size in.	Basic Ordering Number	Dimensions in. (mm)			Pressure Ratings psig (bar)				
		A	E	F	316 SS, Carbon Steel	Brass	Alloy 2507, Alloy 625	6-Moly	Alloy 825
1/8	-2-A-RT	1.09 (27.7)	0.19 (4.8)	9/16	6 500 (447)	3 200 (220)	12 500 (861)	8 800 (606)	7 500 (516)
1/4	-4-A-RT	1.42 (36.1)	0.28 (7.1)	3/4	6 600 (454)	3 300 (227)	12 700 (875)	8 900 (613)	7 600 (523)
3/8	-6-A-RT	1.50 (38.1)	0.38 (9.6)	7/8	5 300 (365)	2 600 (179)	10 200 (702)	7 100 (489)	6 100 (420)
1/2	-8-A-RT	1.95 (49.5)	0.47 (11.9)	1 1/16	4 900 (337)	2 400 (165)	9 400 (647)	6 600 (454)	5 700 (392)



Female NPT to Male ISO Parallel Thread (RS)

NPT Thread Size in.	ISO Thread Size in.	Basic Ordering Number	Dimensions in. (mm)					Pressure Ratings psig (bar)				
			A	B	C	E	F	316 SS, Carbon Steel	Brass	Alloy 2507, Alloy 625	6-Moly	Alloy 825
1/8	1/8	-2-A-2RS	0.99 (25.1)	0.32 (8.1)	0.54 (13.7)	0.16 (4.1)	9/16	5800 (400)	2900 (200)	5800 (400)	5800 (400)	5800 (400)
1/4	1/4	-4-A-4RS	1.32 (33.5)	0.47 (11.9)	0.70 (17.8)	0.23 (5.8)	3/4	5800 (400)	2900 (200)	5800 (400)	5800 (400)	5800 (400)
3/8	3/8	-6-A-6RS	1.41 (35.8)	0.47 (11.9)	0.86 (21.8)	0.31 (7.9)	7/8	5800 (400)	2900 (200)	5800 (400)	5800 (400)	5800 (400)
1/2	1/2	-8-A-8RS	1.74 (44.2)	0.55 (14.0)	1.02 (25.9)	0.47 (11.9)	1 1/16	4700 (324)	2350 (162)	4700 (324)	4700 (324)	4700 (324)
3/4	3/4	-12-A-12RS	1.89 (48.0)	0.63 (16.0)	1.25 (31.8)	0.62 (15.7)	1 5/16	3620 (250)	1810 (125)	3620 (250)	3620 (250)	3620 (250)
1	1	-16-A-16RS	2.10 (53.3)	0.71 (18.0)	1.53 (38.9)	0.78 (19.8)	1 5/8	3620 (250)	1810 (125)	3620 (250)	3620 (250)	3620 (250)

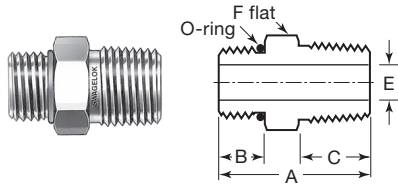
For gasket information, see page 12.



Female NPT to Male ISO Tapered Thread (RT)

NPT Thread Size in.	ISO Thread Size in.	Basic Ordering Number	Dimensions in. (mm)				Pressure Ratings psig (bar)				
			A	D	E	F	316 SS, Carbon Steel	Brass	Alloy 2507, Alloy 625	6-Moly	Alloy 825
1/8	1/8	-2-A-2RT	1.09 (27.7)	0.38 (9.6)	0.19 (4.8)	9/16	6500 (447)	3200 (220)	5800 (399)	5200 (358)	2600 (179)
1/4	1/4	-4-A-4RT	1.42 (36.1)	0.56 (14.2)	0.28 (7.1)	3/4	6600 (454)	3300 (227)	5900 (406)	5200 (358)	2600 (179)
3/8	3/8	-6-A-6RT	1.50 (38.1)	0.56 (14.2)	0.38 (9.6)	7/8	5300 (365)	2600 (179)	4700 (323)	4200 (289)	2100 (144)
1/2	1/2	-8-A-8RT	1.94 (49.3)	0.75 (19.1)	0.47 (11.9)	1 1/16	4900 (337)	2400 (165)	4400 (303)	3900 (268)	1900 (130)
3/4	3/4	-12-A-12RT	2.02 (51.3)	0.75 (19.1)	0.62 (15.7)	1 5/16	4600 (316)	2300 (158)	4100 (282)	3600 (248)	1800 (124)
1	1	-16-A-16RT	2.30 (58.4)	0.94 (23.9)	0.88 (22.4)	1 5/8	4400 (303)	2200 (151)	3900 (268)	3500 (241)	1700 (117)

Adapters



Male SAE/MS Straight Thread to Male NPT

SAE/MS Thread Size in.	NPT Size in.	Basic Ordering Number	Dimensions in. (mm)					Uniform O-Ring ^① Size	Pressure Ratings, psig (bar)				
			A	B	C	E	F		316 SS, Carbon Steel	Brass	Alloy 2507, Alloy 625	6-Moly	Alloy 825
7/16-20	1/4	-4-SAE-1-4	1.20 (30.5)	0.36 (9.1)	0.56 (14.2)	0.20 (5.1)	9/16	-904	5076 (350)	2538 (175)	5076 (350)	5076 (350)	5076 (350)
9/16-18	3/8	-6-SAE-1-6	1.26 (32.0)	0.36 (9.1)	0.56 (14.2)	0.28 (7.1)	11/16	-906	5076 (350)	2538 (175)	5076 (350)	5076 (350)	5076 (350)
3/4-16	1/2	-8-SAE-1-8	1.53 (38.9)	0.44 (11.2)	0.75 (19.1)	0.42 (10.7)	7/8	-908	4568 (315)	2277 (157)	4568 (315)	4568 (315)	4568 (315)
1 1/16-12	3/4	-12-SAE-1-12	1.75 (44.4)	0.59 (15.0)	0.75 (19.1)	0.62 (15.7)	1 1/4	-912	3625 (250)	1812 (125)	3625 (250)	3625 (250)	3625 (250)
1 5/16-12	1	-16-SAE-1-16	2.00 (50.8)	0.59 (15.0)	0.94 (23.9)	0.88 (22.4)	1 1/2	-916	3045 (210)	1522 (105)	3045 (210)	3045 (210)	3045 (210)

① O-ring material is 90 durometer fluorocarbon FKM.

Adapter Gaskets



RS/RSD Gasket

Steel and Stainless Steel (RS Fitting)

RS fitting steel gaskets provide a seal with male ISO/BSP parallel threads.

The RS gasket is of a fluorocarbon FKM inner ring bonded to a carbon steel outer ring.

The RSD (DIN-style) gasket is a fluorocarbon FKM inner ring bonded to a stainless steel or carbon steel outer ring as recommended in ISO 1179-1973. It can be used with end connections designed in accordance with DIN 3852 Part 2.

The RSNB gasket is an all-metal 304L stainless steel gasket similar to DIN 7603 form D.



RSNB Gasket

ISO Thread Size, in.	Ordering Number		
	RS Gasket ^①	RSD Gasket ^②	RSNB Gasket
1/8	S-2-RS-2V	SS-2-RSD-2V	304L-2-RSNB-2
1/4	S-4-RS-2V ^③	SS-4-RSD-2V	304L-4-RSNB-2
3/8	S-6-RS-2V ^③	SS-6-RSD-2V	304L-6-RSNB-2
1/2	S-8-RS-2V ^③	SS-8-RSD-2V	304L-8-RSNB-2
3/4	S-12-RS-2V	SS-12-RSD-2V	304L-12-RSNB-2
1	S-16-RS-2V	SS-16-RSD-2V	304L-16-RSNB-2

① Also available with a Buna inner ring. To order, replace **V** with **B** in the ordering number.

Example: S-2-RS-2**B**

② Also available with a carbon steel outer ring. To order, replace **SS** with **S** in the ordering number.

Example: **S**-8-RSD-2V

③ Also available with a stainless steel outer ring. To order, replace **S** with **SS** in the ordering number.

Example: **SS**-8-RS-2V

Copper (RP and RS Fitting)

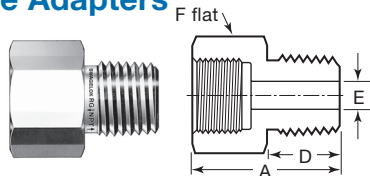
The RP and RS fitting copper gasket provides a seal with male ISO/BSP parallel threads.



ISO Thread Size, in.	Ordering Number
1/8	CU-2-RP-2
1/4	CU-4-RP-2
3/8	CU-6-RP-2
1/2	CU-8-RP-2
3/4	CU-12-RP-2
1	CU-16-RP-2

Contact your authorized Swagelok representative for gasket dimensions.

Gauge Adapters



Female ISO Parallel (Gauge) Thread to Male NPT

ISO Thread Size in.	NPT Size in.	Ordering Number	Dimensions in. (mm)				Pressure Ratings psig (bar)				
			A	D	E	F	316 SS, Carbon Steel	Brass	Alloy 2507, Alloy 625	6-Moly	Alloy 825
1/4	1/4	SS-4-AG-4	1.19 (30.2)	0.56 (14.2)	0.22 (5.6)	3/4	5700 (392)	2850 (196)	5700 (392)	5700 (392)	5700 (392)
3/8	3/8	SS-6-AG-6	1.27 (32.2)	0.56 (14.2)	0.26 (6.6)	15/16	5700 (392)	2850 (196)	5700 (392)	5700 (392)	5700 (392)
1/2	1/2	SS-8-AG-8	1.68 (42.7)	0.75 (19.1)	0.28 (7.1)	1 1/16	3900 (268)	1950 (134)	3900 (268)	3900 (268)	3900 (268)

Gauge Adapter Gaskets



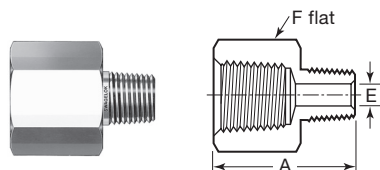
Copper and Nickel (RG, Gauge Fitting)

The RG fitting gasket provides a seal on pressure gauges equipped with ISO/BSP parallel male threads.

ISO Thread Size, in.	Ordering Number	
	Copper	Nickel
1/4	CU-4-RG-2	NI-4-RG-2
3/8	CU-6-RG-2	NI-6-RG-2
1/2	CU-8-RG-2	NI-8-RG-2

Contact your authorized Swagelok representative for gasket dimensions.

Reducing Adapters



Female to Male NPT

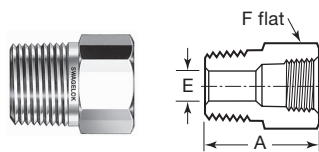
Female NPT Size in.	Male NPT Size in.	Basic Ordering Number	Dimensions in. (mm)			Pressure Ratings psig (bar)				
			A	E	F	316 SS, Carbon Steel	Brass	Alloy 2507, Alloy 625	6-Moly	Alloy 825
1/8	1/16	-2-RA-1	1.09 (27.7)	0.12 (3.0)	9/16	6 500 (447)	3200 (220)	12 500 (861)	8800 (606)	7500 (516)
1/4	1/8	-4-RA-2	1.26 (32.0)	0.19 (4.8)	3/4	6 600 (454)	3300 (227)	12 700 (875)	8900 (613)	7600 (523)
3/8	1/8	-6-RA-2	1.33 (33.8)	0.19 (4.8)	7/8	5 300 (365)	2600 (179)	10 200 (702)	7100 (489)	6100 (420)
	1/4	-6-RA-4	1.50 (38.1)	0.28 (7.1)		5 300 (365)	2600 (179)	10 200 (702)	7100 (489)	6100 (420)
1/2	1/8	-8-RA-2	1.58 (40.1)	0.19 (4.8)	1 1/16	4 900 (337)	2400 (165)	9 400 (647)	6600 (454)	5700 (392)
	1/4	-8-RA-4	1.76 (44.7)	0.28 (7.1)		4 900 (337)	2400 (165)	9 400 (647)	6600 (454)	5700 (392)
	3/8	-8-RA-6	1.75 (44.4)	0.38 (9.6)		4 900 (337)	2400 (165)	9 400 (647)	6600 (454)	5700 (392)
3/4	1/4	-12-RA-4	1.85 (47.0)	0.28 (7.1)	1 5/16	4 600 (316)	2300 (158)	8 900 (613)	6200 (427)	5300 (365)
	3/8	-12-RA-6	1.82 (46.2)	0.38 (9.6)		4 600 (316)	2300 (158)	8 900 (613)	6200 (427)	5300 (365)
	1/2	-12-RA-8	2.02 (51.3)	0.47 (11.9)		4 600 (316)	2300 (158)	8 900 (613)	6200 (427)	5300 (365)
1	1/4	-16-RA-4	1.96 (49.8)	0.28 (7.1)	1 5/8	4 400 (303)	2200 (151)	8 500 (585)	5900 (406)	5100 (351)
	1/2	-16-RA-8	2.16 (54.9)	0.47 (11.9)		4 400 (303)	2200 (151)	8 500 (585)	5900 (406)	5100 (351)
	3/4	-16-RA-12	2.17 (55.1)	0.62 (15.7)		4 400 (303)	2200 (151)	8 500 (585)	5900 (406)	5100 (351)
Heavy-Wall Female to Male NPT										
1/2	1/4	SS-8-RA-4-10K	1.81 (46.0)	0.23 (5.8)	1 1/2	10 000 (689)	—	—	—	—

Reducing Adapters

Female to Male ISO Tapered Thread (RT)

Female ISO Thread Size in.	Male ISO Thread Size in.	Basic Ordering Number	Dimensions in. (mm)			Pressure Ratings psig (bar)				
			A	E	F	316 SS, Carbon Steel	Brass	Alloy 2507, Alloy 625	6-Moly	Alloy 825
1/4	1/8	-4-RAT-2RT	1.26 (32.0)	0.19 (4.8)	3/4	6 600 (454)	3 300 (227)	12 700 (875)	8 900 (613)	7 600 (523)
3/8	1/4	-6-RAT-4RT	1.50 (38.1)	0.28 (7.1)	7/8	5 300 (365)	2 600 (179)	10 200 (702)	7 100 (489)	6 100 (420)
1/2	1/4	-8-RAT-4RT	1.76 (44.7)	0.28 (7.1)	1 1/16	4 900 (337)	2 400 (165)	9 400 (647)	6 600 (454)	5 700 (392)
	3/8	-8-RAT-6RT	1.75 (44.4)	0.38 (9.6)		4 900 (337)	2 400 (165)	9 400 (647)	6 600 (454)	5 700 (392)

Reducing Bushings



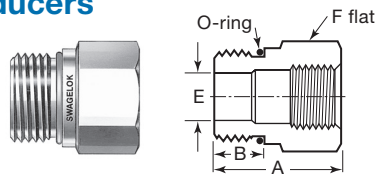
Male to Female NPT

Male NPT Size in.	Female NPT Size in.	Basic Ordering Number	Dimensions in. (mm)			Pressure Ratings psig (bar)				
			A	E	F	316 SS, Carbon Steel	Brass	Alloy 2507, Alloy 625	6-Moly	Alloy 825
1/8	1/16	-2-RB-1	1.03 (26.2)	0.19 (4.8)	7/16	6 700 (461)	3 300 (227)	12 900 (888)	9 000 (620)	7 800 (537)
1/4	1/8	-4-RB-2	1.06 (26.9)	0.28 (7.1)	9/16	6 500 (447)	3 200 (220)	12 500 (861)	8 800 (606)	7 500 (516)
3/8	1/8	-6-RB-2	0.86 (21.8)	0.34 (8.6)	11/16	9 200 (633)	4 600 (316)	15 000 (1 033)	12 400 (854)	10 700 (737)
	1/4	-6-RB-4	1.19 (30.2)	0.38 (9.6)	3/4	6 600 (454)	3 300 (227)	12 700 (875)	8 900 (613)	7 600 (523)
1/2	1/8	-8-RB-2	1.08 (27.4)	0.34 (8.6)	7/8	12 200 (840)	6 100 (420)	15 000 (1 033)	15 000 (1 033)	14 200 (978)
	1/4	-8-RB-4		0.45 (11.4)		8 300 (571)	4 100 (282)	15 000 (1 033)	11 200 (771)	9 600 (661)
	3/8	-8-RB-6		0.47 (11.9)		5 300 (365)	2 600 (179)	10 200 (702)	7 100 (489)	6 100 (420)
3/4	1/4	-12-RB-4	1.08 (27.4)	0.45 (11.4)	1 1/16	10 000 (689)	5 000 (344)	10 000 (689)	10 000 (689)	10 000 (689)
	3/8	-12-RB-6		0.59 (15.0)		8 200 (564)	4 100 (282)	10 000 (689)	10 000 (689)	9 500 (654)
	1/2	-12-RB-8		0.62 (15.7)		4 900 (337)	2 400 (168)	9 400 (652)	6 600 (456)	5 700 (392)
1	1/4	-16-RB-4	1.37 (34.8)	0.45 (11.4)	1 3/8	10 000 (689)	5 000 (344)	10 000 (689)	10 000 (689)	10 000 (689)
	3/8	-16-RB-6		0.59 (15.0)		10 000 (689)	5 000 (344)	10 000 (689)	10 000 (689)	10 000 (689)
	1/2	-16-RB-8		0.73 (18.5)		8 600 (592)	4 300 (296)	10 000 (689)	10 000 (689)	10 000 (689)
	3/4	-16-RB-12		0.88 (22.4)		5 300 (365)	2 600 (179)	10 000 (689)	7 100 (489)	6 100 (420)

Male to Female ISO Tapered Thread (RT)

Male ISO Thread Size in.	Female ISO Thread Size in.	Basic Ordering Number	Dimensions in. (mm)			Pressure Ratings psig (bar)				
			A	E	F	316 SS, Carbon Steel	Brass	Alloy 2507, Alloy 625	6-Moly	Alloy 825
1/4	1/8	-4-RBT-2RT	1.06 (26.9)	0.28 (7.1)	9/16	6 500 (447)	3 200 (220)	12 500 (861)	8 800 (606)	7 500 (516)
3/8	1/4	-6-RBT-4RT	1.19 (30.2)	0.38 (9.6)	3/4	6 600 (454)	3 300 (227)	12 700 (875)	8 900 (613)	7 600 (523)
1/2	1/4	-8-RBT-4RT	1.08 (27.4)	0.44 (11.2)	7/8	8 300 (571)	4 100 (282)	15 000 (1 033)	11 200 (771)	9 600 (661)
	3/8	-8-RBT-6RT	1.41 (35.8)	0.47 (11.9)		5 300 (365)	2 600 (179)	10 200 (702)	7 100 (489)	6 100 (420)

Reducers

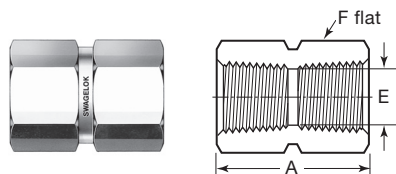


Male to Female SAE/MS Straight Thread (ST)

Male Thread Size in.	Female Thread Size in.	Basic Ordering Number	Dimensions in. (mm)				Uniform O-Ring ^① Size	Pressure Ratings psig (bar)				
			A	B	E	F		316 SS, Carbon Steel	Brass	Alloy 2507, Alloy 625	6-Moly	Alloy 825
9/16-18	7/16-20	-6-RBST-4	1.12 (28.4)	0.39 (9.9)	0.28 (7.1)	13/16	-906	5076 (350)	2538 (175)	5076 (350)	5076 (350)	5076 (350)
3/4-16	7/16-20	-8-RBST-4	0.98 (24.9)	0.44 (11.2)	0.39 (9.9)	7/8	-908	4568 (315)	2277 (157)	4568 (315)	4568 (315)	4568 (315)
	9/16-18	-8-RBST-6	1.19 (30.2)	0.44 (11.2)	0.42 (10.7)	1	-908	4568 (315)	2277 (157)	4568 (315)	4568 (315)	4568 (315)
7/8-14	9/16-18	-10-RBST-6	1.10 (27.9)	0.50 (12.7)	0.50 (12.7)	1	-910	3625 (250)	1812 (125)	3625 (250)	3625 (250)	3625 (250)
	3/4-16	-10-RBST-8	1.42 (36.1)	0.50 (12.7)	0.50 (12.7)	1 3/16	-910	3625 (250)	1812 (125)	3625 (250)	3625 (250)	3625 (250)
1 1/16-12	3/4-16	-12-RBST-8	1.27 (32.3)	0.59 (15.0)	0.65 (16.5)	1 1/4	-912	3625 (250)	1812 (125)	3625 (250)	3625 (250)	3625 (250)
1 5/16-12	1 1/16-12	-16-RBST-12	1.61 (40.9)	0.59 (15.0)	0.87 (22.1)	1 5/8	-916	3045 (210)	1522 (105)	3045 (210)	3045 (210)	3045 (210)
1 5/8-12	1 5/16-12	-20-RBST-16	1.98 (50.3)	0.59 (15.0)	1.09 (27.7)	2 1/8	-920	2538 (175)	1261 (87)	2538 (175)	2538 (175)	2538 (175)
1 7/8-12	1 5/16-12	-24-RBST-16	1.27 (32.3)	0.59 (15.0)	1.23 (31.2)	2 1/8	-924	2538 (175)	1261 (87)	2538 (175)	2538 (175)	2538 (175)

① O-ring material is 90 durometer fluorocarbon FKM.

Hex Couplings



Female NPT

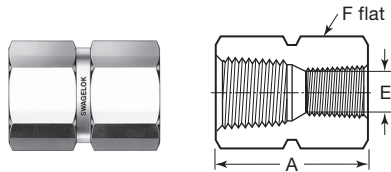
NPT Size in.	Basic Ordering Number	Dimensions, in. (mm)			Pressure Ratings, psig (bar)					
		A	E	F	316 SS, Carbon Steel	Brass	Alloy 2507, Alloy 625	6-Moly	Alloy 825	
1/8	-2-HCG	0.81 (20.6)	0.34 (8.6)	9/16	6 500 (447)	3200 (220)	12 500 (861)	8800 (606)	7500 (516)	
1/4	-4-HCG	1.19 (30.2)	0.45 (11.4)	3/4	6 600 (454)	3300 (227)	12 700 (875)	8900 (613)	7600 (523)	
3/8	-6-HCG	1.31 (33.3)	0.59 (15.0)	7/8	5 300 (365)	2600 (179)	10 200 (702)	7100 (489)	6100 (420)	
1/2	-8-HCG	1.56 (39.6)	0.73 (18.5)	1 1/16	4 900 (337)	2400 (165)	9 400 (647)	6600 (454)	5700 (392)	
3/4	-12-HCG	1.62 (41.1)	0.94 (23.9)	1 5/16	4 600 (316)	2300 (158)	8 900 (613)	6200 (427)	5300 (365)	
1	-16-HCG	2.00 (50.8)	1.17 (29.7)	1 5/8	4 400 (303)	2200 (151)	8 500 (585)	5900 (406)	5100 (351)	
Heavy-Wall Female NPT										
1/4	SS-4-HCG-10K	1.19 (30.2)	0.45 (11.4)	1	10 000 (689)	—	—	—	—	
1/2	SS-8-HCG-10K	1.56 (39.6)	0.73 (18.5)	1 1/2	10 000 (689)	—	—	—	—	

Hex Couplings

Female ISO Tapered Thread (RT)

ISO Thread Size in.	Basic Ordering Number	Dimensions in. (mm)			Pressure Ratings psig (bar)				
		A	E	F	316 SS, Carbon Steel	Brass	Alloy 2507, Alloy 625	6-Moly	Alloy 825
1/8	-2-HCG-RT	0.81 (20.6)	0.33 (8.4)	9/16	6 500 (447)	3 200 (220)	12 500 (861)	8 800 (606)	7 500 (516)
1/4	-4-HCG-RT	1.19 (30.2)	0.44 (11.2)	3/4	6 600 (454)	3 300 (227)	12 700 (875)	8 900 (613)	7 600 (523)
3/8	-6-HCG-RT	1.31 (33.3)	0.58 (14.7)	7/8	5 300 (365)	2 600 (179)	10 200 (702)	7 100 (489)	6 100 (420)
1/2	-8-HCG-RT	1.56 (39.6)	0.72 (18.3)	1 1/16	4 900 (337)	2 400 (165)	9 400 (647)	6 600 (454)	5 700 (392)

Hex Reducing Couplings



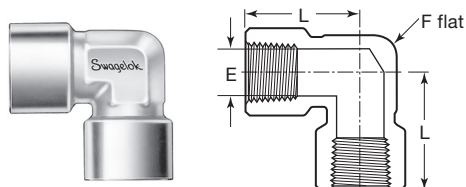
Female NPT

NPT Size in.	Basic Ordering Number	Dimensions, in. (mm)			Pressure Ratings, psig (bar)				
		A	E	F	316 SS, Carbon Steel	Brass	Alloy 2507, Alloy 625	6-Moly	Alloy 825
1/4 to 1/8	-4-HRCG-2	1.22 (31.0)	0.34 (8.6)	3/4	6 600 (454)	3 300 (227)	12 700 (875)	8 900 (613)	7 600 (523)
3/8 to 1/4	-6-HRCG-4	1.38 (35.1)	0.45 (11.4)	7/8	5 300 (365)	2 600 (179)	10 200 (702)	7 100 (489)	6 100 (420)
1/2 to 1/8	-8-HRCG-2	1.56 (39.6)	0.34 (8.6)	1 1/16	4 900 (337)	2 400 (165)	9 400 (647)	6 600 (454)	5 700 (392)
1/2 to 1/4	-8-HRCG-4	1.75 (44.4)	0.45 (11.4)	1 1/16	4 900 (337)	2 400 (165)	9 400 (647)	6 600 (454)	5 700 (392)
1/2 to 3/8	-8-HRCG-6	1.78 (45.2)	0.59 (15.0)	1 1/16	4 900 (337)	2 400 (165)	9 400 (647)	6 600 (454)	5 700 (392)
3/4 to 1/4	-12-HRCG-4	1.81 (46.0)	0.45 (11.4)	1 5/16	4 600 (316)	2 300 (158)	8 900 (613)	6 200 (427)	5 300 (365)
3/4 to 1/2	-12-HRCG-8	2.06 (52.3)	0.73 (18.5)	1 5/16	4 600 (316)	2 300 (158)	8 900 (613)	6 200 (427)	5 300 (365)
1 to 1/2	-16-HRCG-8	2.19 (55.6)	0.73 (18.5)	1 5/8	4 400 (303)	2 200 (151)	8 500 (585)	5 900 (406)	5 100 (351)
1 to 3/4	-16-HRCG-12	2.25 (57.2)	0.94 (23.9)	1 5/8	4 400 (303)	2 200 (151)	8 500 (585)	5 900 (406)	5 100 (351)
Heavy-Wall Female NPT									
1/2 to 1/4	SS-8-HRCG-4-10K	1.75 (44.4)	0.45 (11.4)	1 1/2	10 000 (689)	—	—	—	—

Female ISO Tapered Thread (RT)

ISO Thread Size in.	Basic Ordering Number	Dimensions, in. (mm)			Pressure Ratings, psig (bar)				
		A	E	F	316 SS, Carbon Steel	Brass	Alloy 2507, Alloy 625	6-Moly	Alloy 825
3/8 to 1/4	-6-HRCGT-4RT	1.38 (35.1)	0.44 (11.2)	7/8	5 300 (365)	2 600 (179)	10 200 (702)	7 100 (489)	6 100 (420)
1/2 to 1/4	-8-HRCGT-4RT	1.75 (44.4)	0.44 (11.2)	1 1/16	4 900 (337)	2 400 (165)	9 400 (647)	6 600 (454)	5 700 (392)
1/2 to 3/8	-8-HRCGT-6RT	1.78 (45.2)	0.58 (14.7)	1 1/16	4 900 (337)	2 400 (165)	9 400 (647)	6 600 (454)	5 700 (392)

Elbows

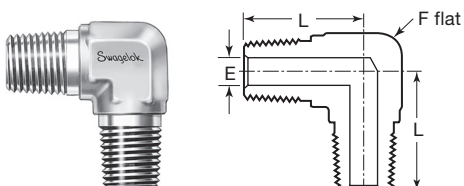


Female NPT

NPT Size in.	Basic Ordering Number	Dimensions, in. (mm)			Pressure Ratings psig (bar)				
		E	L	F	316 SS, Carbon Steel	Brass	Alloy 2507, Alloy 625	6-Moly	Alloy 825
1/8	-2-E	0.34 (8.6)	1.04 (26.4)	1/2	6 500 (447)	3 200 (220)	12 500 (861)	8 800 (606)	7 500 (516)
1/4	-4-E	0.45 (11.4)	1.17 (29.7)	11/16	7 200 (496)	3 600 (248)	13 900 (957)	9 700 (668)	8 300 (571)
3/8	-6-E	0.59 (15.0)	1.42 (36.1)	13/16	5 600 (385)	2 800 (192)	10 800 (744)	7 500 (516)	6 500 (447)
1/2	-8-E	0.73 (18.5)	1.56 (39.6)	1	5 600 (385)	2 800 (192)	10 800 (744)	7 500 (516)	6 500 (447)
3/4	-12-E	0.94 (23.9)	1.92 (48.8)	1 1/4	5 100 (351)	2 500 (172)	9 800 (675)	6 900 (475)	5 900 (406)
1	-16-E	1.17 (29.7)	1.91 (48.5)	1 11/16	6 400 (440)	3 200 (220)	10 000 (689)	8 600 (592)	7 400 (509)
Heavy-Wall Female NPT									
1/4	SS-4-E-10K	0.45 (11.4)	1.56 (39.6)	1	10 000 (689)	—	—	—	—
1/2	SS-8-E-10K	0.73 (18.5)	1.97 (50.0)	1 11/16	10 000 (689)	—	—	—	—

Female ISO Tapered Thread (RT)

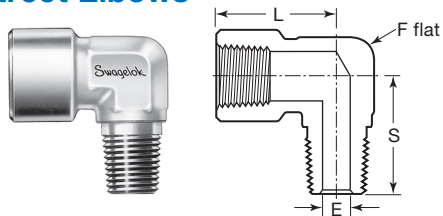
ISO Thread Size in.	Basic Ordering Number	Dimensions in. (mm)			Pressure Ratings psig (bar)				
		E	L	F	316 SS, Carbon Steel	Brass	Alloy 2507, Alloy 625	6-Moly	Alloy 825
1/4	-4-E-RT	0.44 (11.2)	1.17 (29.7)	11/16	7 200 (496)	3 600 (248)	13 900 (957)	9 700 (668)	8 300 (571)
3/8	-6-E-RT	0.58 (14.7)	1.42 (36.1)	13/16	5 600 (385)	2 800 (192)	10 800 (744)	7 500 (516)	6 500 (447)
1/2	-8-E-RT	0.72 (18.3)	1.56 (39.6)	1	5 600 (385)	2 800 (192)	10 800 (744)	7 500 (516)	6 500 (447)



Male NPT

NPT Size in.	Basic Ordering Number	Dimensions, in. (mm)			Pressure Ratings psig (bar)				
		E	L	F	316 SS, Carbon Steel	Brass	Alloy 2507, Alloy 625	6-Moly	Alloy 825
1/8	-2-ME	0.19 (4.8)	0.88 (22.4)	7/16	10 000 (689)	5 000 (344)	15 000 (1 033)	13 500 (930)	11 600 (799)
1/4	-4-ME	0.28 (7.1)	1.05 (26.7)	1/2	8 000 (551)	4 000 (275)	15 000 (1 033)	10 800 (744)	9 300 (640)
3/8	-6-ME	0.38 (9.6)	1.17 (29.7)	11/16	7 800 (537)	3 900 (268)	15 000 (1 033)	10 500 (723)	9 000 (620)
1/2	-8-ME	0.47 (11.9)	1.45 (36.8)	13/16	7 700 (530)	3 800 (261)	14 800 (1 019)	10 400 (716)	8 900 (613)

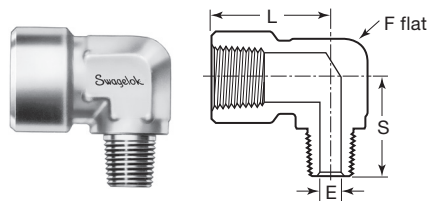
Street Elbows



Female to Male NPT

NPT Size in.	Basic Ordering Number	Dimensions, in. (mm)				Pressure Ratings psig (bar)				
		E	L	S	F	316 SS, Carbon Steel	Brass	Alloy 2507, Alloy 625	6-Moly	Alloy 825
1/16	-1-SE	0.12 (3.0)	0.86 (21.8)	0.88 (22.4)	7/16	9 200 (633)	4 600 (316)	15 000 (1 033)	12 400 (854)	10 700 (737)
1/8	-2-SE	0.19 (4.8)	1.04 (26.4)	0.87 (22.1)	1/2	6 500 (447)	3 200 (220)	12 500 (861)	8 800 (606)	7 500 (516)
1/4	-4-SE	0.28 (7.1)	1.17 (29.7)	1.17 (29.7)	11/16	7 200 (496)	3 600 (248)	13 900 (957)	9 700 (668)	8 300 (571)
3/8	-6-SE	0.38 (9.6)	1.42 (36.1)	1.26 (32.0)	13/16	5 600 (385)	2 800 (192)	10 800 (744)	7 500 (516)	6 500 (447)
1/2	-8-SE	0.47 (11.9)	1.56 (39.6)	1.56 (39.6)	1	5 600 (385)	2 800 (192)	10 800 (744)	7 500 (516)	6 500 (447)
3/4	-12-SE	0.62 (15.7)	1.92 (48.8)	1.67 (42.4)	1 1/4	5 100 (351)	2 500 (172)	9 800 (675)	6 900 (475)	5 900 (406)
1	-16-SE	0.88 (22.4)	1.91 (48.5)	1.94 (49.3)	1 11/16	5 300 (365)	2 600 (179)	10 000 (689)	7 100 (489)	6 100 (420)

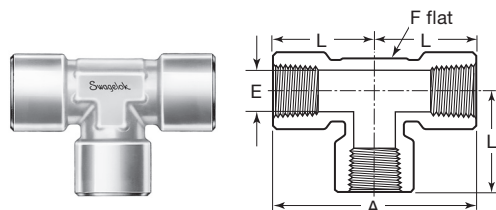
Reducing Street Elbows



Female to Male NPT

Female NPT Size in.	Male NPT Size in.	Basic Ordering Number	Dimensions in. (mm)				Pressure Ratings psig (bar)				
			E	L	S	F	316 SS, Carbon Steel	Brass	Alloy 2507, Alloy 625	6-Moly	Alloy 825
1/8	1/16	-2-RSE-1	0.12 (3.0)	1.04 (26.4)	0.87 (22.1)	1/2	6 500 (447)	3 200 (220)	12 500 (861)	8 800 (606)	7 500 (516)
1/4	1/8	-4-RSE-2	0.19 (4.8)	1.17 (29.7)	1.00 (25.4)	11/16	7 200 (496)	3 600 (248)	13 900 (957)	9 700 (668)	8 300 (571)
3/8	1/4	-6-RSE-4	0.28 (7.1)	1.42 (36.1)	1.26 (32.0)	13/16	5 600 (385)	2 800 (192)	10 800 (744)	7 500 (516)	6 500 (447)
1/2	1/4	-8-RSE-4	0.28 (7.1)	1.56 (39.6)	1.38 (35.1)	1	5 600 (385)	2 800 (192)	10 800 (744)	7 500 (516)	6 500 (447)
	3/8	-8-RSE-6	0.38 (9.6)	1.56 (39.6)	1.38 (35.1)	1	5 600 (385)	2 800 (192)	10 800 (744)	7 500 (516)	6 500 (447)

Tees

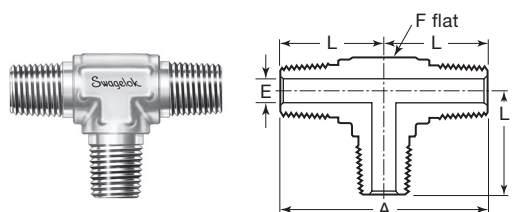


Female NPT

NPT Size in.	Basic Ordering Number	Dimensions, in. (mm)				Pressure Ratings psig (bar)				
		A	E	L	F	316 SS, Carbon Steel	Brass	Alloy 2507, Alloy 625	6-Moly	Alloy 825
1/8	-2-T	2.08 (52.8)	0.34 (8.6)	1.04 (26.4)	1/2	6 500 (447)	3 200 (220)	12 500 (861)	8 800 (606)	7 500 (516)
1/4	-4-T	2.34 (59.4)	0.45 (11.4)	1.17 (29.7)	11/16	7 200 (496)	3 600 (248)	13 900 (957)	9 700 (668)	8 300 (571)
3/8	-6-T	2.84 (72.1)	0.59 (15.0)	1.42 (36.1)	13/16	5 600 (385)	2 800 (192)	10 800 (744)	7 500 (516)	6 500 (447)
1/2	-8-T	3.12 (79.2)	0.73 (18.5)	1.56 (39.6)	1	5 600 (385)	2 800 (192)	10 800 (744)	7 500 (516)	6 500 (447)
3/4	-12-T	3.84 (97.5)	0.94 (23.9)	1.92 (48.8)	1 1/4	5 100 (351)	2 500 (172)	9 800 (675)	6 900 (475)	5 900 (406)
1	-16-T	3.82 (97.0)	1.17 (29.7)	1.91 (48.5)	1 11/16	6 400 (440)	3 200 (220)	10 000 (689)	8 600 (592)	7 400 (509)
Heavy-Wall Female NPT										
1/4	SS-4-T-10K	3.12 (79.2)	0.45 (11.4)	1.56 (39.6)	1	10 000 (689)	—	—	—	—
1/2	SS-8-T-10K	3.94 (100)	0.73 (18.5)	1.97 (50.0)	1 11/16	10 000 (689)	—	—	—	—

Female ISO Tapered Thread (RT)

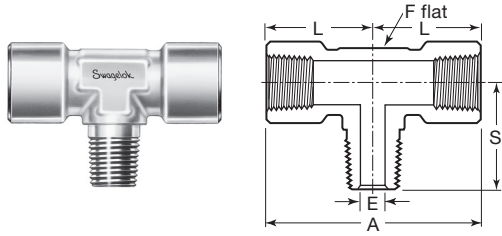
ISO Thread Size in.	Basic Ordering Number	Dimensions in. (mm)				Pressure Ratings psig (bar)				
		A	E	L	F	316 SS, Carbon Steel	Brass	Alloy 2507, Alloy 625	6-Moly	Alloy 825
1/4	-4-T-RT	2.34 (59.4)	0.44 (11.2)	1.17 (29.7)	11/16	7 200 (496)	3 600 (248)	13 900 (957)	9 700 (668)	8 300 (571)
3/8	-6-T-RT	2.84 (72.1)	0.58 (14.7)	1.42 (36.1)	13/16	5 600 (385)	2 800 (192)	10 800 (744)	7 500 (516)	6 500 (447)
1/2	-8-T-RT	3.12 (79.2)	0.72 (18.3)	1.56 (39.6)	1	5 600 (385)	2 800 (192)	10 800 (744)	7 500 (516)	6 500 (447)



Male NPT

NPT Size in.	Basic Ordering Number	Dimensions, in. (mm)				Pressure Ratings psig (bar)				
		A	E	L	F	316 SS, Carbon Steel	Brass	Alloy 2507, Alloy 625	6-Moly	Alloy 825
1/8	-2-MT	1.76 (44.7)	0.19 (4.8)	0.88 (22.4)	7/16	10 000 (689)	5 000 (344)	15 000 (1 033)	13 500 (930)	11 600 (799)
1/4	-4-MT	2.10 (53.3)	0.28 (7.1)	1.05 (26.7)	1/2	8 000 (551)	4 000 (275)	15 000 (1 033)	10 800 (744)	9 300 (640)
3/8	-6-MT	2.34 (59.4)	0.38 (9.6)	1.17 (29.7)	11/16	7 800 (537)	3 900 (268)	15 000 (1 033)	10 500 (723)	9 000 (620)
1/2	-8-MT	2.90 (73.7)	0.47 (11.9)	1.45 (36.8)	13/16	7 700 (530)	3 800 (261)	14 800 (1 019)	10 400 (716)	8 900 (613)

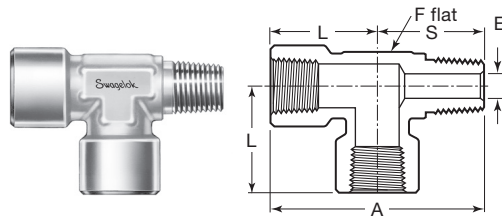
Branch Tees



Male and Female NPT

NPT Size in.	Basic Ordering Number	Dimensions, in. (mm)					Pressure Ratings psig (bar)				
		A	E	L	S	F	316 SS, Carbon Steel	Brass	Alloy 2507, Alloy 625	6-Moly	Alloy 825
1/8	-2-BT	2.08 (52.8)	0.19 (4.8)	1.04 (26.4)	0.87 (22.1)	1/2	6 500 (447)	3 200 (220)	12 500 (861)	8 800 (606)	7 500 (516)
1/4	-4-BT	2.34 (59.4)	0.28 (7.1)	1.17 (29.7)	1.17 (29.7)	11/16	7 200 (496)	3 600 (248)	13 900 (957)	9 700 (668)	8 300 (571)
3/8	-6-BT	2.84 (72.1)	0.38 (9.6)	1.42 (36.1)	1.26 (32.0)	13/16	5 600 (385)	2 800 (192)	10 800 (744)	7 500 (516)	6 500 (447)
1/2	-8-BT	3.12 (79.2)	0.47 (11.9)	1.56 (39.6)	1.56 (39.6)	1	5 600 (385)	2 800 (192)	10 800 (744)	7 500 (516)	6 500 (447)

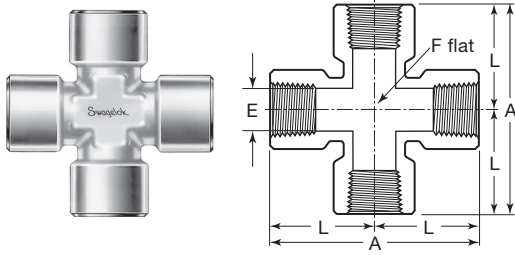
Street Tees



Male and Female NPT

NPT Size in.	Basic Ordering Number	Dimensions, in. (mm)					Pressure Ratings psig (bar)				
		A	E	L	S	F	316 SS, Carbon Steel	Brass	Alloy 2507, Alloy 625	6-Moly	Alloy 825
1/8	-2-ST	1.91 (48.5)	0.19 (4.8)	1.04 (26.4)	0.87 (22.1)	1/2	6 500 (447)	3 200 (220)	12 500 (861)	8 800 (606)	7 500 (516)
1/4	-4-ST	2.34 (59.4)	0.28 (7.1)	1.17 (29.7)	1.17 (29.7)	11/16	7 200 (496)	3 600 (248)	13 900 (957)	9 700 (668)	8 300 (571)
3/8	-6-ST	2.68 (68.1)	0.38 (9.6)	1.42 (36.1)	1.26 (32.0)	13/16	5 600 (385)	2 800 (192)	10 800 (744)	7 500 (516)	6 500 (447)
1/2	-8-ST	3.12 (79.2)	0.47 (11.9)	1.56 (39.6)	1.56 (39.6)	1	5 600 (385)	2 800 (192)	10 800 (744)	7 500 (516)	6 500 (447)
3/4	-12-ST	3.59 (91.2)	0.62 (15.7)	1.92 (48.8)	1.67 (42.4)	1 1/4	5 100 (351)	2 500 (172)	9 800 (675)	6 900 (475)	5 900 (406)

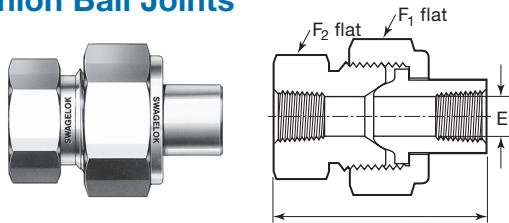
Crosses



Female NPT

NPT Size in.	Basic Ordering Number	Dimensions, in. (mm)				Pressure Ratings psig (bar)				
		A	E	L	F	316 SS, Carbon Steel	Brass	Alloy 2507, Alloy 625	6-Moly	Alloy 825
1/8	-2-CS	2.08 (52.8)	0.34 (8.6)	1.04 (26.4)	1/2	6 500 (447)	3 200 (220)	12 500 (861)	8 800 (606)	7 500 (516)
1/4	-4-CS	2.34 (59.4)	0.45 (11.4)	1.17 (29.7)	11/16	7 200 (496)	3 600 (248)	13 900 (957)	9 700 (668)	8 300 (571)
3/8	-6-CS	2.84 (72.1)	0.59 (15.0)	1.42 (36.1)	13/16	5 600 (385)	2 800 (192)	10 800 (744)	7 500 (516)	6 500 (447)
1/2	-8-CS	3.12 (79.2)	0.73 (18.5)	1.56 (39.6)	1	5 600 (385)	2 800 (192)	10 800 (744)	7 500 (516)	6 500 (447)
3/4	-12-CS	3.84 (97.5)	0.94 (23.9)	1.92 (48.8)	1 1/4	5 100 (351)	2 500 (172)	9 800 (675)	6 900 (475)	5 900 (406)
1	-16-CS	3.82 (97.0)	1.17 (29.7)	1.91 (48.5)	1 11/16	6 400 (440)	3 200 (220)	10 000 (689)	8 600 (592)	7 400 (509)

Union Ball Joints

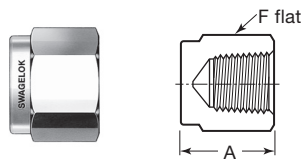


Female NPT

NPT Size in.	Basic Ordering Number	Dimensions in. (mm)				Pressure Ratings psig (bar)				
		A	E	F ₁	F ₂	316 SS, Carbon Steel	Brass	Alloy 2507, Alloy 625	6-Moly	Alloy 825
1/8	-2-UBJ	1.81 (46.0)	0.27 (6.8)	1 1/8	15/16	8 400 (578)	4 200 (289)	15 000 (1 033)	11 300 (778)	9 700 (668)
1/4	-4-UBJ	2.34 (59.4)	0.36 (9.1)	1 3/8	1 3/16	6 600 (454)	3 300 (227)	12 700 (875)	8 900 (613)	7 600 (523)
3/8	-6-UBJ	2.50 (63.5)	0.52 (13.2)	1 1/2	1 5/16	5 300 (365)	2 600 (179)	10 200 (702)	7 100 (489)	6 100 (420)
1/2	-8-UBJ	2.69 (68.3)	0.62 (15.7)	1 3/4	1 5/8	6 000 (413)	3 000 (206)	11 600 (799)	8 100 (558)	6 900 (475)
3/4	-12-UBJ	3.12 (79.2)	0.88 (22.4)	2 1/8	1 7/8	4 600 (316)	2 300 (158)	8 900 (613)	6 200 (427)	5 300 (365)
1	-16-UBJ	3.56 (90.4)	1.03 (26.2)	2 1/2	2 3/8	6 800 (468)	3 400 (234)	10 000 (689)	9 200 (633)	7 900 (544)

Union ball joint nuts are silver plated. A lubricant is utilized for assembly.

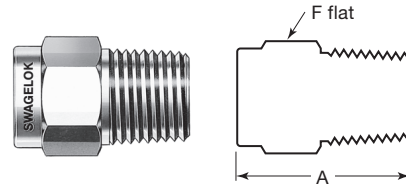
Pipe Caps



Female NPT

NPT Size in.	Basic Ordering Number	Dimensions in. (mm)	
		A	F
1/8	-2-CP	0.75 (19.1)	9/16
1/4	-4-CP	0.91 (23.1)	3/4
3/8	-6-CP	1.03 (26.2)	7/8
1/2	-8-CP	1.34 (34.0)	1 1/16
3/4	-12-CP	1.44 (36.6)	1 5/16
1	-16-CP	1.62 (41.1)	1 5/8
Heavy-Wall Female NPT			
1/4	SS-4-CP-10K	1.11 (28.2)	1
1/2	SS-8-CP-10K	1.58 (40.1)	1 1/2

Pipe Plugs

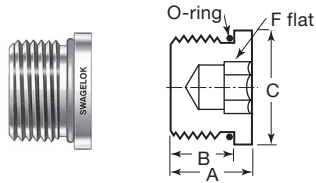


Male NPT

NPT Size in.	Basic Ordering Number	Dimensions in. (mm)	
		A	F
1/16	-1-P	0.75 (19.1)	5/16
1/8	-2-P	0.75 (19.1)	7/16
1/4	-4-P	0.96 (24.4)	9/16
3/8	-6-P	0.99 (25.1)	11/16
1/2	-8-P	1.21 (30.7)	7/8
3/4	-12-P	1.21 (30.7)	1 1/16
1	-16-P	1.50 (38.1)	1 3/8

For pipe plugs with male ISO/BSP parallel threads (RS), contact your authorized Swagelok representative.

Hollow Hex Plugs

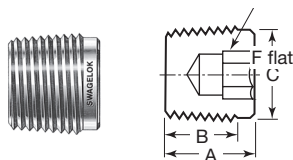


Male SAE/MS Straight Thread (ST)

SAE/MS Thread Size in.	Basic Ordering Number	Dimensions in. (mm)				Uniform O-Ring ^① Size
		A	B	C	F	
7/16-20	-4-HPST	0.45 (11.4)	0.36 (9.1)	0.56 (14.2)	3/16	-904
9/16-18	-6-HPST	0.48 (12.2)	0.39 (9.9)	0.69 (17.5)	1/4	-906
3/4-16	-8-HPST	0.56 (14.2)	0.44 (11.2)	0.88 (22.4)	5/16	-908
1 1/16-12	-12-HPST	0.75 (19.1)	0.59 (15.0)	1.25 (31.8)	9/16	-912
1 5/16-12	-16-HPST	0.75 (19.1)	0.59 (15.0)	1.50 (38.1)	5/8	-916

① O-ring material is 90 durometer fluorocarbon FKM.

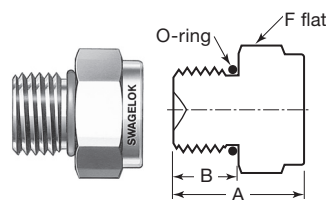
Hollow Hex Plugs



Male NPT

NPT Size in.	Basic Ordering Number	Dimensions, in. (mm)			
		A	B	C	F
1/8	SS-2-HP	0.41 (10.4)	0.30 (7.6)	0.37 (9.4)	3/16
1/4	SS-4-HP	0.61 (15.5)	0.49 (12.4)	0.48 (12.1)	1/4
3/8	SS-6-HP	0.59 (15.0)	0.47 (11.9)	0.62 (15.7)	5/16
1/2	SS-8-HP	0.76 (19.3)	0.64 (16.2)	0.76 (19.3)	3/8

Hex Head Plugs



Male SAE/MS Straight Thread (ST)

SAE/MS Thread Size in.	Basic Ordering Number	Dimensions in. (mm)			Uniform O-Ring ^① Size
		A	B	F	
7/16-20	-4-PST	0.76 (19.3)	0.36 (9.1)	9/16	-904
9/16-18	-6-PST	0.82 (20.8)	0.39 (9.9)	11/16	-906
3/4-16	-8-PST	0.89 (22.6)	0.44 (11.2)	7/8	-908
1 1/16-12	-12-PST	1.12 (28.4)	0.59 (15.0)	1 1/4	-912
1 5/16-12	-16-PST	1.18 (30.0)	0.59 (15.0)	1 1/2	-916

① O-ring material is 90 durometer fluorocarbon FKM.

Safe Product Selection

When selecting a product, the total system design must be considered to ensure safe, trouble-free performance. Function, material compatibility, adequate ratings, proper installation, operation, and maintenance are the responsibilities of the system designer and user.

⚠ WARNING

Do not mix/interchange Swagelok products or components not governed by industrial design standards, including Swagelok tube fitting end connections, with those of other manufacturers.

Warranty Information

Swagelok products are backed by The Swagelok Limited Lifetime Warranty. For a copy, visit swagelok.com or contact your authorized Swagelok representative.